

JANOME

MODEL 415



Easy-to-operate heavy-duty machine



Auto-declutch bobbin winder system

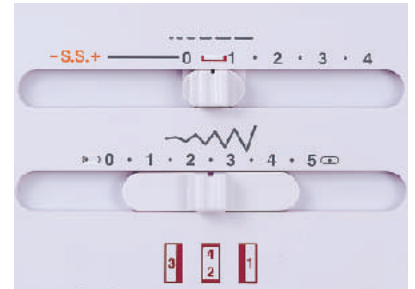
Simply put the thread to the bobbin, place it on the bobbin winder slit and press on the foot controller to wind the bobbin.

The machine finishes the bobbin winding automatically and no mistakes even for beginners.



Stitch length & width adjustment lever

These levers can adjust stitch length and width. Stretch stitch feed can be also balanced with the lever.




Convenient one-hand thread cutter

Since threads are cut neatly you can easily start sewing again without the trouble of tangled threads or unthreaded needle.



Built-in needle threader

Makes needle threading easier and there's no strain on your eyes.




Quick foot conversion

Just touch the bar to remove the foot, and simply lower the presser foot holder onto a sewing foot.



Sewing on heavy weight fabrics

With heavy-duty aluminum die-casting construction, extra-high presser foot lifter and high needle penetration power, heavy weight fabric can be sewn smoothly without jamming.



Extension table

The extension table widens the sewing area.

Sewing accessories are easily and conveniently stored underneath extension table.

Drop feed lever

Drop feed lever, for easy lowering of the feed dogs for free motion sewing, is located underneath the free arm bed.



Janome Sewing Machine Co., Ltd.

1-1 Kyobashi 3-chome, Chuo-ku, Tokyo 104-8311, Japan
Telephone: 03-3277-2033 Facsimile: 03-3281-1160
www.janome.com